

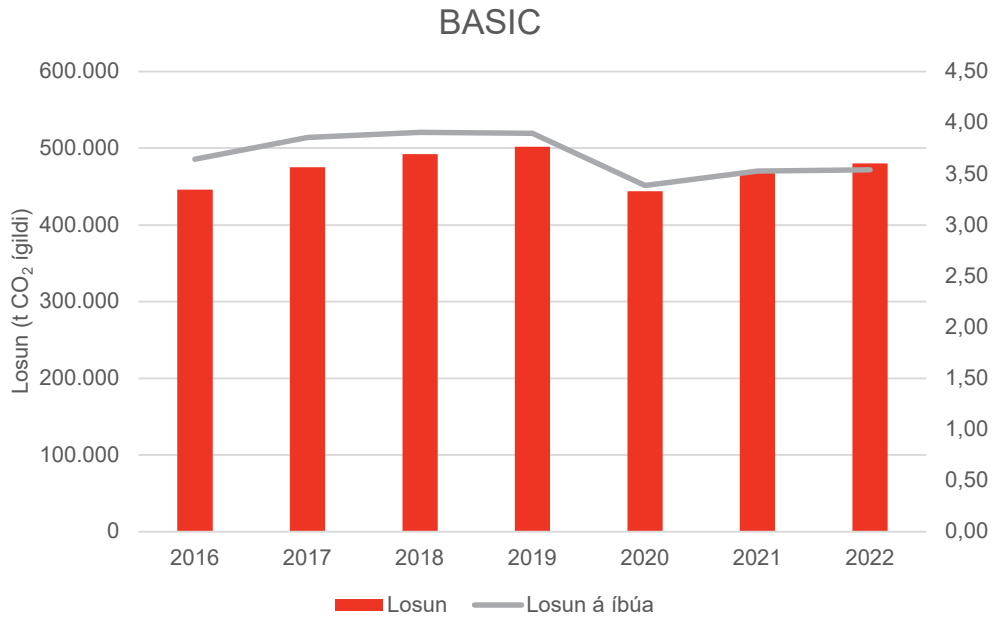


Samantekt

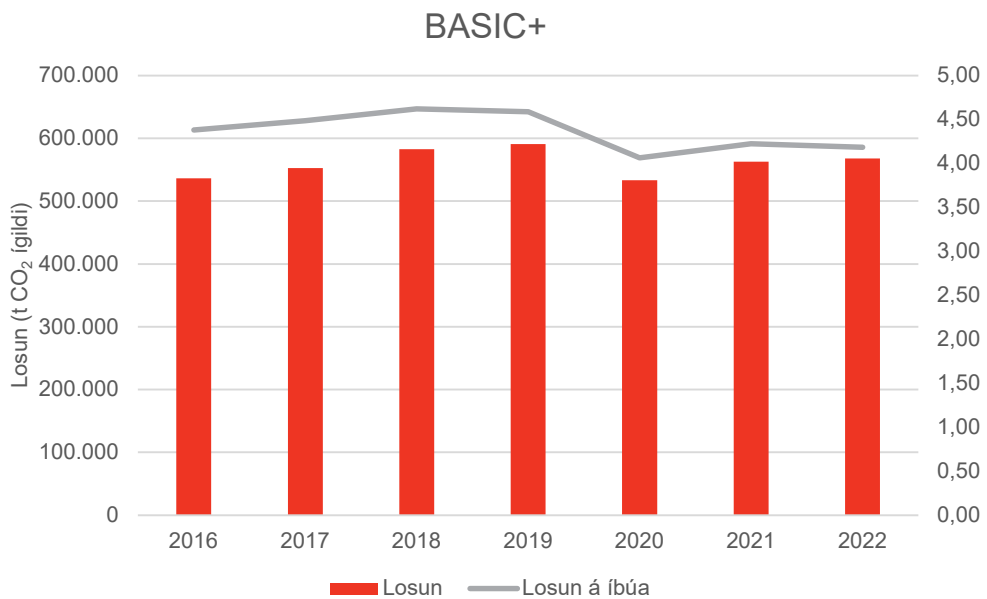
Losun (tCO₂ íg)

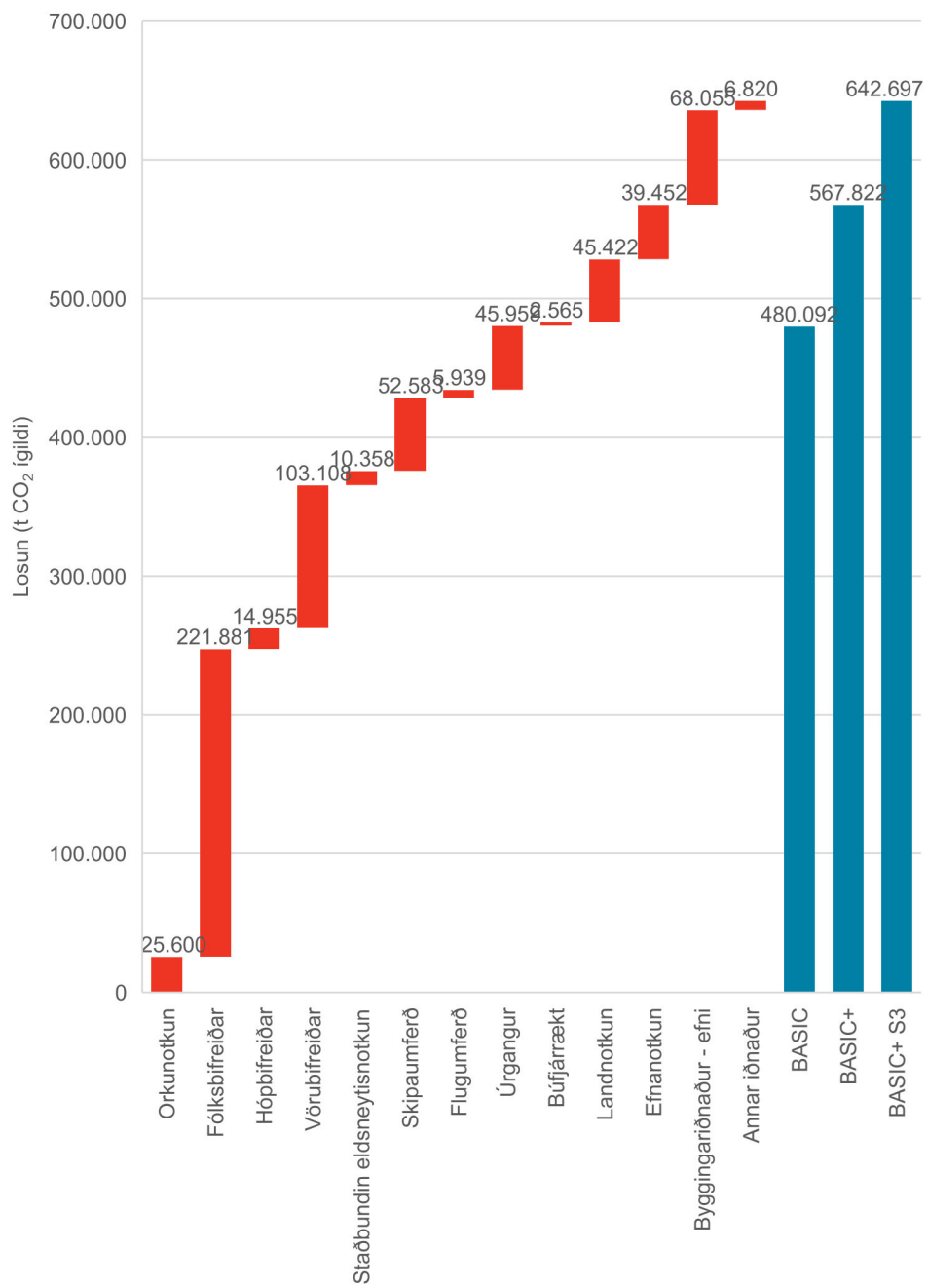
	<u>Samtals</u>	<u>Umfang 1</u>	<u>Umfang 2</u>	<u>Umfang 3</u>
Orkunotkun	35958	10358	25310	291
Raforka	6619			
Vegna dreifitapa	291			
Hitaveita	18981			
Byggingar - staðbundin eldsneytisnotkur	10358			
Samgöngur	398466	398466		
Götuumferð	339944			
Skipaumferð	52583			
Flugumferð	5939			
Úrgangur	45959	42988		2971
Urðun	56535			
Upprunið utan RVK	24657			
Jarðgerð	4626			
Upprunið utan RVK	2018			
Brennsla	2971			
Fráveita	8502			
Landbúnaður og landnotkun	47987	47987		
Búfjárræktun	2565			
Landnotkun	45422			
Efnanotkun og iðnaður	114327	39452		74875
Efnanotkun	39452			
Byggingariðnaður - efni	68055			
Annað	6820			
Samtals	642697	539252	25310	78136
Samtals á íbúa	4,74	3,97	0,19	0,58

Losunarflokkur **Undirflokkur**
Samantekt - **BASIC**

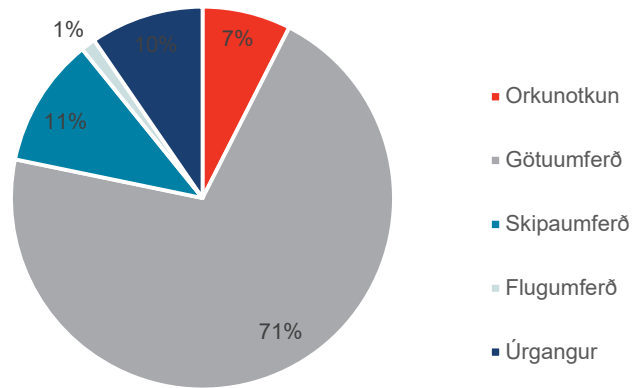


Losunarflokkur **Undirflokkur**
Samantekt - **BASIC+**



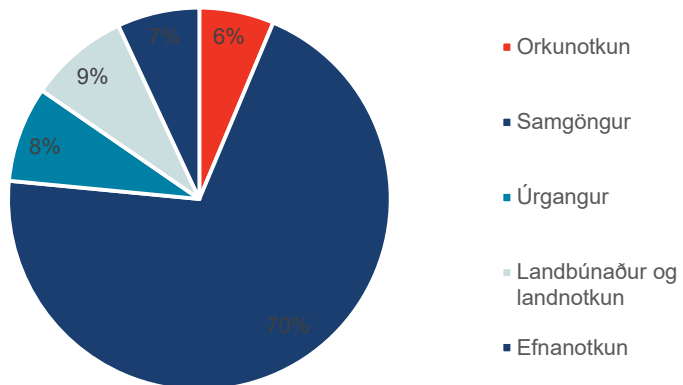


Basic



480.092 t CO2-ígilda
3,54 t CO2 ígilda á íbúa

Basic+



567.822 t CO2-ígilda
4,18 t CO2 ígilda á íbúa